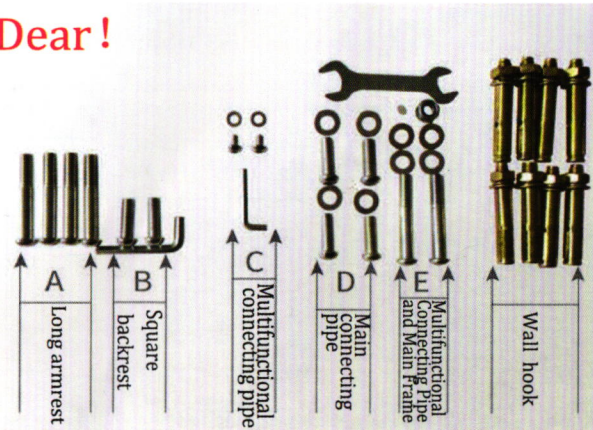



National Patent 19 Parallel Bar Assembly Diagram!


Dear!



Step 1: Summarize screw fittings.



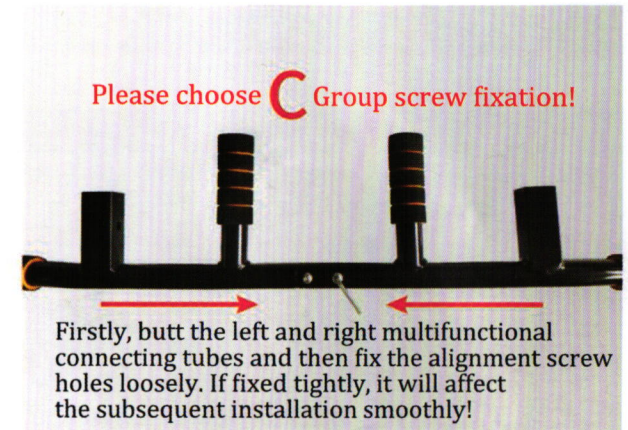
Step 4: Lop the main support ;



Step 2: Backrest and armrest installation;



Step 5: Fixed the main support with corresponding screw



Step 3: Install the multi-function connecting pipe loosely



Step 6: Strengthen and tighten all the screw. The product assembly complete